

Catalogue N°7

Buccal Tubes



Experts in Orthodontics
GC Orthodontics Europe GmbH
www.gc.dental/ortho



Buccal Tubes




Tubes Legend LP (Low Profile).....	113
EXPERIENCE Self-Ligating Buccal Tubes	115
LEGEND LE Tubes (Large Entrance)	117
ACCESS Tubes	118
Maxillary Single Tubes	121
Convertible.....	121
Non-Convertible	122
Maxillary Double Tubes.....	126
1 st Molar (convertible).....	126
No HG	126
With HG.....	127
Maxillary Triples Tubes 1 st Molar	131
Simples Tubes Mandibulars 1 st Molar.....	134
convertibles.....	134
Non-Convertible 2 nd Molar.....	136
Mandibular Double Tubes 1 st Molar	139
Convertible with Tube Bumper	139
Convertible Without Tube Bumper.....	139
Non-Convertible.....	142
Bondable Lingual Attachments.....	143
Weldable Lingual Attachments	144

Tubes Legend LP (Low Profile)

Bondable Single Tube, Type Roth

Tooth	Torque	Rotation	L/R	P/N	
				.018"x.025"	.022"x.028"
Maxillary					
U6	-14°	14°	R	40-1160-0114	40-2160-0114
			L	40-1260-0114	40-2260-0114
U7	-14°	14°	R	40-1170-0114	40-2170-0114
			L	40-1270-0114	40-2270-0114
Mandibular					
L6	-25°	4°	R	40-1460-0114	40-2460-0114
			L	40-1360-0114	40-2360-0114
L7	-24°	6°	R	40-1470-0114	40-2470-0114
			L	40-1370-0114	40-2370-0114

Bondable Single Tube, LP CCO

Tooth	Torque	Offset	Angulation	L/R	P/N	
					.018"x.025"	.022"x.028"
Maxillary						
U6	-14°	10°	0°	R	—	40-2160-0106
				L	—	40-2260-0106
U7	-20°	10°	0°	R	40-1170-0120	40-2170-0120
				L	40-1270-0120	40-2270-0120
U7 (short) CCO 	-20°	10°	0°	R	—	40-2170-0007
				L	—	40-2270-0007
Mandibular						
L6 CCO 	-25°	0°	-1°	R	—	40-2460-0007
				L	—	40-2360-0007
L7	-20°	0°	0°	R	40-1470-0120	40-2470-0120
				L	40-1370-0120	40-2370-0120
L7 (short) CCO 	-20°	0°	-1°	R	—	40-2470-0007
				L	—	40-2370-0007





Single Tube Type MBT*

Tooth	Torque	Rotation	L/R	P/N	
				.018"x.025"	.022"x.028"
Maxillary					
U 6	-14°	10°	R	40-1160-0106	40-2160-0106
			L	40-1260-0106	40-2260-0106
U 6	-14°	0°	L	40-1160-0107	40-2160-0107
			G	40-1260-0107	40-2260-0107
U 7	-14°	10°	R	40-1170-0106	40-2170-0106
			L	40-1270-0106	40-2270-0106
U 7	-14°	0°	R	40-1170-0107	40-2170-0107
			L	40-1270-0107	40-2270-0107
Mandibular					
L6	-20°	0°	R	40-1460-0106	40-2460-0106
			L	40-1360-0106	40-2360-0106
L7	-10°	0°	R	40-1470-0106	40-2470-0106
			L	40-1370-0106	40-2370-0106



Single Tube GET .022"x.028"

Tooth	Torque	Rotation	L/R	P/N	
				Bondable	Weldable
Maxillary					
U 6	-20°	10°d	R	40-2160-0510	—
			L	40-2260-0510	—
	-20°	0°	R	40-2160-0511	—
			L	40-2260-0511	—
U 7	-25°	6°d	R	40-2170-0510	41-2170-0510
			L	40-2270-0510	41-2270-0510
	-25°	0°	R	40-2170-0511	41-2170-0511
			L	40-2270-0511	41-2270-0511

EXPERIENCE Self-Ligating Buccal Tubes

Complementing EXPERIENCE appliances on first molars, this tube features all the benefits of EXPERIENCE brackets:

- Easy-to-open active clip from the buccal side that's easy-to-close by using just a fingertip
- Very large micro-sandblasted base that covers the entire buccal surface of the molar
- Low profile for increased patient comfort and no bond failure
- Available in type Roth and type MBT* prescriptions
- Type MBT* is available in standard or small base (SB) size



Self-Ligating Single Tube Type Roth

Dimensions	Torque	Rotation	L/R	P/N	
				Bondable	Bondable SB
Maxillary					
.018"x.025"	-10°	14°D	R	20-1160-0010	—
			L	20-1260-0010	—
.022"x.028"	-10°	14°D	R	20-2160-0010	20-2160-S010
			L	20-2260-0010	20-2260-S010

Self-Ligating Single Tube Type MBT*

Dimensions	Torque	Rotation	L/R	P/N		P/N Weldable
				Bondable	Bondable SB	
Maxillary						
.018"x.025"	-14°	10°D	R	20-1160-0020	20-1160-S020	22-1160-0020
			L	20-1260-0020	20-1260-S020	22-1260-0020
.022"x.028"	-14°	10°D	R	20-2160-0020	20-2160-S020	22-2160-0020
			L	20-2260-0020	20-2260-S020	22-2260-0020

Self-Ligating Double Tube Extra Torque

Dimensions	Torque	Rotation	L/R	P/N	
				Bondable	Weldable
Maxillary					
.018"x.025"	-20°	20°	R	20-1160-0030	—
			L	20-1260-0030	—
.022"x.028"	-20°	20°	R	20-2160-0030	—
			L	20-2260-0030	—



EXPERIENCE Self-Ligating Buccal Tubes

Self-Ligating Single Tube Type Roth

Dimensions	Torque	Rotation	L/R	P/N	
				Bondable	Bondable SB
Mandibular					
.018"x.025"	-25°	4°D	R	20-1460-0010	—
			L	20-1360-0010	—
.022"x.028"	-25°	4°D	R	20-2460-0010	20-2460-S010
			L	20-2360-0010	20-2360-S010

Self-Ligating Single Tube Type MBT*

Dimensions	Torque	Rotation	L/R	P/N		P/N
				Bondable	Bondable SB	Weldable
Mandibular						
.018"x.025"	-20°	0°	R	20-1460-0020	20-1460-S020	22-1460-0020
			L	20-1360-0020	20-1360-S020	22-1360-0020
.022"x.028"	-20°	0°	R	20-2460-0020	20-2460-S020	22-2460-0020
			L	20-2360-0020	20-2360-S020	22-2360-0020

Self-Ligating Single Tube Extra Torque

Dimensions	Torque	Rotation	L/R	P/N	
				Bondable	Weldable
Mandibular					
.022"x.028"	-14°	4°	R	20-2460-0032	—
			L	20-2360-0032	—

Self-Ligating Double Tube Extra Torque

Dimensions	Torque	Rotation	L/R	P/N	
				Bondable	Weldable
Mandibular					
.018"x.025"	-10°	4°	R	20-1460-0030	—
			L	20-1360-0030	—
.022"x.028"	-10°	4°	R	20-2460-0030	—
			L	20-2360-0030	—

LEGEND LE Tubes (Large Entrance)

Second Molar Bondable

Non-convertible single tubes for second molars, the funnel entry of these tubes facilitates access to second molars and its anatomical base fits the teeth perfectly making positioning easy.



Type Roth non-convertible

Dimensions	Torque	Rotation	P/N	
			R	L
Maxillary				
.018"x.025"	-14°	14°D	40-1170-0099	40-1270-0099
.022"x.028"	-14°	14°D	40-2170-0099	40-2270-0099

Type Andrews non-convertible

Dimensions	Torque	Rotation	P/N	
			R	L
Maxillary				
.018"x.025"	-9°	7°D	40-1170-0100	40-1270-0100
.022"x.028"	-9°	7°D	40-2170-0100	40-2270-0100

Type Roth non-convertible

Dimensions	Torque	Rotation	P/N	
			R	L
Mandibular				
.018"x.025"	-30°	6°D	40-1470-0099	40-1370-0099
.022"x.028"	-30°	6°D	40-2470-0099	40-2370-0099

Type Andrews non-convertible

Dimensions	Torque	Rotation	P/N	
			R	L
Mandibular				
.018"x.025"	-25°	0°	40-1470-0100	40-1370-0100
.022"x.028"	-25°	0°	40-2470-0100	40-2370-0100

Type MBT* non-convertible

Dimensions	Torque	Rotation	P/N	
			R	L
Mandibular				
.018"x.025"	-10°	0°	40-1470-0101	40-1370-0101
.022"x.028"	-10°	0°	40-2470-0101	40-2370-0101



AXCESS Tubes

These entry point buccal tubes are manufactured in one-piece using MIM (Metal Injection Molded) technology. AXCESS tubes are available in bondable and weldable versions.

Double Non-Convertible HG .045" 1st Molar

Dimensions	Torque	Rotation	L/R	P/N	
				Bondable	Weldable
Maxillary					
.018"x.025"	-10°	6°D	R	—	41-1160-0023
			L	—	41-1260-0023
.018"x.025"	0°	6°D	R	—	41-1160-0024
			L	—	41-1260-0024
.022"x.028"	-10°	6°D	R	—	41-2160-0023
			L	—	41-2260-0023
.022"x.028"	0°	6°D	R	—	41-2160-0024
			L	—	41-2260-0024

Single Non-Convertible 1st Molar

Dimensions	Torque	Rotation	L/R	P/N	
				Bondable	Weldable
Maxillary					
.018"x.025"	0°	6°D	R	—	41-1160-0026
			L	—	41-1260-0026
.022"x.028"	-10°	6°D	R	40-2160-0025	41-2160-0025
			L	40-2260-0025	41-2260-0025

Single Non-Convertible 2nd Molar

Dimensions	Torque	Rotation	L/R	P/N	
				Bondable	Weldable
Maxillary					
.018"x.025"	-10°	6°D	R	40-1170-0088	—
			L	40-1270-0088	—
.018"x.025"	0°	0°	R	40-1170-0090	—
			L	40-1270-0090	—
.018"x.025"	-10°	0°	R	40-1170-0091	—
			L	40-1270-0091	—

.022"x.028"	-10°	6°D	R	40-2170-0025	41-2170-0025
			L	40-2270-0025	41-2270-0025
.022"x.028"	-10°	6°D	R	40-2170-0088	—
			L	40-2270-0088	—
.022"x.028"	0°	0°	R	40-2170-0090	—
			L	40-2270-0090	—
.022"x.028"	-10°	0°	R	40-2170-0091	—
			L	40-2270-0091	—

AXCESS Tubes

Single Non-Convertible 1st Molar

Dimensions	Torque	Rotation	L/R	P/N	
				Bondable	Weldable
Mandibular					
.022"x.028"	-25°	6°D	R	40-2460-0025	41-2460-0025
			L	40-2360-0025	41-2360-0025
.018"x.025"	-25°	6°D	R	—	41-1460-0025
			L	—	41-1360-0025
.022"x.028"	0°	6°D	R	40-2460-0026	41-2460-0026
			L	40-2360-0026	41-2360-0026
.018"x.025"	0°	6°D	R	—	41-1460-0026
			L	—	41-1360-0026

Single Non-Convertible 2nd Molar

Dimensions	Torque	Rotation	L/R	P/N	
				Bondable	Weldable
Mandibular					
.018"x.025"	0°	0°	R	40-1470-0090	—
			L	40-1370-0090	—
.018"x.025"	-25°	0°	R	40-1470-0091	—
			L	40-1370-0091	—
.022"x.028"	-25°	6°D	R	40-2470-0025	41-2470-0025
			L	40-2370-0025	41-2370-0025
.022"x.028"	-25°	6°D	R	40-2470-0089	—
			L	40-2370-0089	—
.022"x.028"	0°	0°	R	40-2470-0090	—
			L	40-2370-0090	—
.022"x.028"	-25°	6°D	R	40-2470-0091	—
			L	40-2370-0091	—



Maxillary Single Tubes Convertible



Dimensions	Torque	Rotation	Length mm	L/R	P/N	
					Bondable	Weldable
Type Roth, 1 st Molar						
.018"x.025"	-10°	14°D	4.0	R	40-1160-0012	41-1160-0012
				L	40-1260-0012	41-1260-0012
.018"x.025"	-14°	14°D	4.0	R	40-1160-0061	41-1160-0061
				L	40-1260-0061	41-1260-0061
.022"x.028"	-10°	14°D	4.0	R	40-2160-0012	41-2160-0012
				L	40-2260-0012	41-2260-0012
.022"x.028"	-14°	14°D	4.0	R	40-2160-0061	41-2160-0061
				L	40-2260-0061	41-2260-0061



Dimensions	Torque	Rotation	Length mm	L/R	P/N	
					Bondable	Weldable
Type MBT, 1 st Molar						
.018"x.025"	-14°	10°D	3.8	R	40-1160-0022	—
				L	40-1260-0022	—
.018"x.025"	-14°	10°D	4.2	R	40-1160-0110	—
				L	40-1260-0110	—
.022"x.028"	-14°	10°D	3.8	R	40-2160-0022	41-2160-0022
				L	40-2260-0022	41-2260-0022
.022"x.028"	-14°	10°D	4.2	R	40-2160-0110	41-2160-0110
				L	40-2260-0110	41-2260-0110



Dimensions	Torque	Rotation	Length mm	L/R	P/N	
					Bondable	Weldable
Type Andrews, 1 st Molar						
.018"x.025"	-10°	7°D	3.6	R	40-1160-0034	41-1160-0034
				L	40-1260-0034	41-1260-0034
.022"x.028"	-10°	7°D	3.6	R	40-2160-0034	41-2160-0034
				L	40-2260-0034	41-2260-0034



Non-Convertible



Dimensions	Torque	Rotation	Length mm	L/R	P/N	
					Bondable	Weldable
GET, 1 st Molar						
.022"x.028"	-20°	10°D	4.0	R	40-2160-0510	—
				L	40-2260-0510	—
.022"x.028"	-20°	0°	4.0	R	40-2160-0511	—
				L	40-2260-0511	—
GET, 2 nd Molar						
.022"x.028"	-20°	0°	4.0	R	40-2170-0120	—
				L	40-2270-0120	—



Dimensions	Torque	Rotation	Length mm	L/R	P/N	
					Bondable	Weldable
Type Roth Distal Extension, 2 nd Molar						
.018"x.025"	-14°	14°D	4.0	R	40-1170-0013	—
				L	40-1270-0013	—
.022"x.028"	-14°	14°D	4.0	R	40-2170-0013	—
				L	40-2270-0013	—



Dimensions	Torque	Rotation	Length mm	L/R	P/N	
					Bondable	Weldable
Type Roth Distal Extension, 2 nd Molar						
.022"x.028"	-10°	14°D	3.0	R	40-2170-0039	41-2170-0039
				L	40-2270-0039	41-2270-0039



Dimensions	Torque	Rotation	Length mm	L/R	P/N	
					Bondable	Weldable
Type Roth, 2 nd Molar						
.018"x.025"	-14°	0°	4.0	R	40-1170-0063	41-1170-0063
				L	40-1270-0063	41-1270-0063
.022"x.028"	-14°	0°	4.0	R	40-2170-0063	41-2170-0063
				L	40-2270-0063	41-2270-0063



Dimensions	Torque	Rotation	Length mm	L/R	P/N	
					Bondable	Weldable
Type Roth, 2 nd Molar						
.018"x.025"	-14°	14°D	3.6	R	—	41-1170-0099
				L	—	41-1270-0099
.022"x.028"	-14°	14°D	3.6	R	—	41-2170-0099
				L	—	41-2270-0099



Dimensions	Torque	Rotation	Length mm	L/R	P/N	
					Bondable	Weldable
Type MBT, 2 nd Molar						
.018"x.025"	-14°	10°D	4.2	R	40-1170-0022	41-1170-0022
				L	40-1270-0022	41-1270-0022
.022"x.028"	-14°	10°D	4.2	R	40-2170-0022	41-2170-0022
				L	40-2270-0022	41-2270-0022





Dimensions	Torque	Rotation	Length mm	L/R	P/N	
					Bondable	Weldable
Alexander Type Distal Extension, 2 nd Molar						
.022"x.028"	-10°	7°D	4.0	R	—	41-2170-0075
				L	—	41-2270-0075



Dimensions	Torque	Rotation	Length mm	L/R	P/N	
					Bondable	Weldable
Type Andrews, 2 nd Molar						
.018"x.025"	-10°	7°D	4.0	R	40-1170-0034	41-1170-0034
				L	40-1270-0034	41-1270-0034
.022"x.028"	-10°	7°D	4.0	R	40-2170-0034	41-2170-0034
				L	40-2270-0034	41-2270-0034



Dimensions	Torque	Rotation	Length mm	L/R	P/N	
					Bondable	Weldable
Type Andrews, 2 nd Molar						
.018"x.025"	-10°	7°D	3.0	R	40-1170-0048	41-1170-0048
				L	40-1270-0048	41-1270-0048
.022"x.028"	-10°	7°D	3.0	R	40-2170-0048	41-2170-0048
				L	40-2270-0048	41-2270-0048



Dimensions	Torque	Rotation	Length mm	L/R	P/N	
					Bondable	Weldable
Type Andrews Wide Base, 2 nd Molar						
.018"x.025"	-10°	7°D	3.0	R	40-1170-0049	—
				L	40-1270-0049	—
.022"x.028"	-10°	7°D	3.0	R	40-2170-0049	—
				L	40-2270-0049	—



Dimensions	Torque	Rotation	Length mm	L/R	P/N	
					Bondable	Weldable
Type Andrews Wide Entry, 1 st Molar						
.022"x.028"	-10°	7°D	5.5	R	40-2160-0035	—
				L	40-2260-0035	—



Dimensions	Torque	Rotation	Length mm	L/R	P/N	
					Bondable	Weldable
Type Andrews Wide Entry, 2 nd Molar (Peucat)						
.018"x.025"	-10°	7°D	3.5	R	40-1170-0018	41-1170-0018
				L	40-1270-0018	41-1270-0018
.022"x.028"	-10°	7°D	3.5	R	40-2170-0018	41-2170-0018
				L	40-2270-0018	41-2270-0018



Dimensions	Torque	Rotation	Length mm	L/R	P/N	
					Bondable	Weldable
Type Planché, 2 nd Molar						
.022"x.028"	-20°	14°D	4.2	R	—	41-2170-0071
				L	—	41-2270-0071



Dimensions	Torque	Rotation	Length mm	L/R	P/N	
					Bondable	Weldable
Type Polar, 2 nd Molar						
.018"x.025"	-25°	6°D	4.0	R	40-1170-0029	—
				L	40-1270-0029	—



Dimensions	Torque	Rotation	Length mm	L/R	P/N	
					Without Hook	With Hook
Mini Eruption Tube, 2 nd Molar						
.018"x.025"	-10°	0°D	2.0	R	40-1170-0112	40-1170-0019
				L	40-1270-0112	40-1270-0019
.022"x.028"	-10°	0°D	2.0	R	40-2170-0112	40-2170-0019
				L	40-2270-0112	40-2270-0019



Dimensions	Torque	Rotation	Length mm	L/R	P/N	
					Bondable	Weldable
Mini Eruption tube for 2 nd Molar, low profile						
.018"x.025"	-10°	0°D	2.0	R	40-1170-0122	—
				L	40-1270-0122	—
.022"x.028"	-10°	0°D	2.0	R	40-2170-0122	—
				L	40-2270-0122	—



Maxillary Double Tubes

1st Molar (convertible)

No HG



Dimensions	Torque	Rot. Slot & Aux.	L/R	P/N	
				Bondable	Weldable
Type Roth Convertible					
.018" x .025" / .018" x .025"	-14°	14°D	R	40-1160-0011	41-1160-0011
			L	40-1260-0011	41-1260-0011
.022" x .028" / .018" x .025"	-14°	14°D	R	40-2160-0011	41-2160-0011
			L	40-2260-0011	41-2260-0011



Dimensions	Torque	Rot. Slot	L/R	P/N	
				Bondable	Weldable
Type MBT* Convertible					
.018" x .025"	-14°	10°D	R	40-1160-0104	41-1160-0104
			L	40-1260-0104	41-1260-0104
.022" x .028"	-14°	10°D	R	40-2160-0104	41-2160-0104
			L	40-2260-0104	41-2260-0104



Dimensions	Torque	Rot. Slot	L/R	P/N	
				Bondable	Weldable
Type MBT* Convertible					
.018" x .025"	-14°	0°D	R	—	41-1160-0105
			L	—	41-1260-0105
.022" x .028"	-14°	0°D	R	40-2160-0105	41-2160-0105
			L	40-2260-0105	41-2260-0105



With HG



Dimensions	Torque	Rot. Slot	L/R	P/N	
				Bondable	Weldable
Extra Torque Convertible					
.022" x .028"	-20°	20°D	R	—	41-2160-0030
			L	—	41-2260-0030



Dimensions	Torque	Rot. Slot	Rotation HG	L/R	P/N	
					Bondable	Weldable
Type Roth Convertible - HG .045"/Gingival						
.018" x .025"	-14°	14°D	14°D	R	—	41-1160-0054
				L	—	41-1260-0054
.022" x .028"	-14°	14°D	14°D	R	—	41-2160-0054
				L	—	41-2260-0054



Dimensions	Torque	Rot. Slot	Rotation HG	L/R	P/N	
					Bondable	Weldable
Type MBT* Convertible - HG .045"/Occlusal						
.018" x .025"	-14°	10°D	0°	R	—	41-1160-0021
				L	—	41-1260-0021
.022" x .028"	-14°	10°D	0°	R	—	41-2160-0021
				L	—	41-2260-0021

Dimensions	Torque	Rot. Slot	Rotation HG	L/R	P/N	
					Bondable	Weldable
Type MBT* Convertible - HG .045"/Gingival						
.022" x .028"	-14°	10°D	10°D	R	—	41-2160-0020
				L	—	41-2160-0020



Dimensions	Torque	Rot. Slot	Rotation HG	L/R	Bondable	Weldable	P/N
Type BiDimensional Non-Convertible - HG .051"/Occlusal							
.022"x.028"	0°	6°D	0°	R	—		41-2160-0080
				L	—		41-2260-0080



Dimensions	Torque	Rot. Slot	Rotation HG	L/R	Bondable	Weldable	P/N
Type Alexander Convertible - HG .045"/Occlusal							
.018"x.025"	-10°	14°D	7°D	R	—		41-1160-0073
				L	—		41-1260-0073
.022"x.028"	-10°	14°D	7°D	R	—		41-2160-0073
				L	—		41-2260-0073



Dimensions	Torque	Rot. Slot	Rotation HG	L/R	Bondable	Weldable	P/N
Type Andrews Convertible - HG .045"/Occlusal							
.018"x.025"	-10°	7°	7°D	R	40-1160-0079		41-1160-0079
				L	40-1260-0079		41-1260-0079
.022"x.028"	-10°	7°	7°D	R	40-2160-0079		41-2160-0079
				L	40-2260-0079		41-2260-0079



Dimensions	Torque	Rot. Slot	Rotation HG	L/R	Bondable	Weldable	P/N
Type Andrews Convertible - HG .051"/Occlusal							
.022"x.028"	-10°	6°	0°	R	—		41-2160-0087
				L	—		41-2260-0087



Dimensions	Torque	Rot. Slot	Rotation HG	L/R	Bondable	Weldable	P/N
Type Andrews Convertible - HG .045"/Gingival							
.018"x.025"	-10°	7°D	7°D	R	—		41-1160-0033
				L	—		41-1260-0033
.022"x.028"	-10°	7°D	7°D	R	—		41-2160-0033
				L	—		41-2260-0033



Dimensions	Torque	Rot. Slot	Rotation HG	L/R	Bondable	Weldable	P/N
Type Andrews Non-Convertible - HG .045"/Occlusal							
.018"x.025"	-10°	6°D	0°	R	—		41-1160-0086
				L	—		41-1260-0086
.022"x.028"	-10°	6°D	0°	R	—		41-2160-0086
				L	—		41-2260-0086



Dimensions	Torque	Rot. Slot	Rotation HG	L/R	Bondable	Weldable	P/N
Type Edgewise Convertible - HG .045"/Occlusal							
.018"x.025"	0°	0°	0°	R	—		41-1160-0077
				L	—		41-1260-0077
.022"x.028"	0°	0°	0°	R	—		41-2160-0077
				L	—		41-2260-0077



Dimensions	Torque	Rot. Slot	Rotation HG	L/R	Bondable	Weldable	P/N
Edgewise Non-Convertible - HG .045"/Occlusal							
.018"x.025"	0°	0°	0°	R	—		41-1160-0084
				L	—		41-1260-0084
.022"x.028"	0°	0°	0°	R	—		41-2160-0084
				L	—		41-2260-0084



Dimensions	Torque	Rot. Slot	Rotation HG	L/R	Bondable	P/N	Weldable
Type Edgewise Convertible - HG .045"/Occlusal							
.022"x.028"	0°	6°D	6°D	R	—	41-2160-0081	
				L	—	41-2260-0081	



Dimensions	Torque	Rot. Slot	Rotation HG	L/R	Bondable	P/N	Weldable
Edgewise Non-Convertible - HG .045"/Occlusal							
.022"x.028"	0°	6°D	0°	R	—	41-2160-0085	
				L	—	41-2260-0085	



Dimensions	Torque	Rot. Slot	Rotation HG	L/R	Bondable	P/N	Weldable
Type Planché Convertible - HG .045"/Gingival							
.022"x.028"	-14°	14°D	0°	R	—	41-2160-0070	
				L	—	41-2260-0070	



Maxillary Triples Tubes 1st Molar



Dimensions	Torque	Rot. Slot	Rotation HG	L/R	Bondable	P/N	Weldable
GET Convertible - HG .045"/Occlusal							
.022"x.028"	-20°	10°D	0°	R	—	41-2160-0500	
				L	—	41-2260-0500	
.022"x.028"	-20°	0°	0°	R	—	41-2160-0501	
				L	—	41-2260-0501	



Dimensions	Torque	Rot. Slot	Rotation HG	L/R	Bondable	P/N	Weldable
Type Roth Convertible - HG .045"/Occlusal							
.018"x.025" / .018"x.025"	-14°	14°D	14°D	R	—	41-1160-0010	
				L	—	41-1260-0010	
.022"x.028" / .018"x.025"	-14°	14°D	14°D	R	—	41-2160-0010	
				L	—	41-2260-0010	



Dimensions	Torque	Rot. Slot	Rotation HG	L/R	Bondable	P/N	Weldable
Type Roth Convertible - HG .045"/Occlusal							
.018"x.025"	-14°	0°	0°	R	—	41-1160-0051	
				L	—	41-1260-0051	
.022"x.028"	-14°	0°	0°	R	—	41-2160-0051	
				L	—	41-2260-0051	



Dimensions	Torque	Rot. Slot	Rotation HG	L/R	Bondable	P/N	Weldable
Type Roth Convertible - HG .051"/Occlusal							
.022"x.028"	-14°	14°D	14°D	R	—	41-2160-0052	
				L	—	41-2260-0052	
.022"x.028"	-14°	0°	0°	R	—	41-2160-0053	
				L	—	41-2260-0053	



Dimensions	Torque	Rot. Slot	Rotation HG	L/R	Bondable	P/N	Weldable
Type MBT* Convertible - HG .045"/Occlusal							
.018"x.025"	-14°	10°	0°	R	—	41-1160-0111	
				L	—	41-1260-0111	
.022"x.028"	-14°	10°	0°	R	—	41-2160-0111	
				L	—	41-2260-0111	



Dimensions	Torque	Rot. Slot	Rotation HG	L/R	Bondable	P/N	Weldable
Type Bio-Progressive Convertible - HG .045"/Gingival							
.018"x.025"	0°	15°D	15°D	R	—	41-1160-0042	
				L	—	41-1260-0042	
.018"x.025"	0°	0°	0°	R	—	41-1160-0041	
				L	—	41-1260-0041	
.022"x.028"	0°	0°	0°	R	—	41-2160-0041	
				L	—	41-2260-0041	



Dimensions	Torque	Rot. Slot	Rotation HG	L/R	Bondable	P/N	Weldable
Type Bio-Progressive Non-Convertible - HG .045"/Occlusal							
.018"x.025"	0°	0°	0°	R	—	41-1160-0040	
				L	—	41-1260-0040	
.022"x.028"	0°	0°	0°	R	—	41-2160-0040	
				L	—	41-2260-0040	



Dimensions	Torque	Rot. Slot	Rotation HG	L/R	Bondable	P/N	Weldable
Type Edgewise Convertible - HG .045"/Occlusal							
.018"x.025"	0°	6°D	0°	R	—	41-1160-0065	
				L	—	41-1260-0065	
.022"x.028"	0°	6°D	0°	R	—	41-2160-0065	
				L	—	41-2260-0065	



Dimensions	Torque	Rot. Slot	Rotation HG	L/R	Bondable	P/N	Weldable
Type Polar Convertible - HG .045"/Gingival							
.018"x.025"	-20°	10°D	0°	R	—	41-1160-0027	
				L	—	41-1260-0027	



Dimensions	Torque	Rot. Slot	Rotation HG	L/R	Bondable	P/N	Weldable
Type Hilgers Convertible - HG .045"/Occlusal							
.018"x.025"	-10°	15°D	0°	R	—	41-1160-0046	
				L	—	41-1260-0046	
.022"x.028"	-10°	15°D	0°	R	—	41-2160-0046	
				L	—	41-2260-0046	



Dimensions	Torque	Rot. Slot	Rotation HG	L/R	Bondable	P/N	Weldable
Type Melsen Convertible - HG .045"/Occlusal							
.018"x.025"	-10°	8°D	0°	R	—	41-1160-0068	
				L	—	41-1260-0068	
.022"x.028"	-10°	8°D	0°	R	—	41-2160-0068	
				L	—	41-2260-0068	



Simple Tubes Mandibulars 1st Molar convertibles



Dimensions	Torque	Ang.	Rotation	Length mm	L/R	P/N	
						Bondable	Weldable
Type Roth							
.018"x.025"	-25°	0°	4°D	4.0	R	40-1460-0012	41-1460-0012
					L	40-1360-0012	41-1360-0012
.018"x.025"	-30°	0°	4°D	4.0	R	40-1460-0062	41-1460-0062
					L	40-1360-0062	41-1360-0062
.022"x.028"	-25°	0°	4°D	4.0	R	40-2460-0012	41-2460-0012
					L	40-2360-0012	41-2360-0012
.022"x.028"	-30°	0°	4°D	4.0	R	40-2460-0062	41-2460-0062
					L	40-2360-0062	41-2360-0062



Dimensions	Torque	Ang.	Rotation	Length mm	L/R	P/N	
						Bondable	Weldable
Type MBT							
.018"x.025"	-20°	0°	0°	3.8	R	40-1460-0119	41-1460-0119
					L	40-1360-0119	41-1360-0119
.018"x.025"	-10°	0°	0°	4.0	R	40-1460-0076	41-1460-0076
					L	40-1360-0076	41-1360-0076
.022"x.028"	-20°	0°	0°	3.8	R	40-2460-0119	41-2460-0119
					L	40-2360-0119	41-2360-0119
.022"x.028"	-10°	0°	0°	4.0	R	40-2460-0076	41-2460-0076
					L	40-2360-0076	41-2360-0076



Dimensions	Torque	Ang.	Rotation	Length mm	L/R	P/N	
						Bondable	Weldable
Type Alexander							
.018"x.025"	-22°	-6°	5°D	3.8	R	—	41-1460-0074
					L	—	41-1360-0074



Dimensions	Torque	Ang.	Rotation	Length mm	L/R	P/N	
						Bondable	Weldable
Type Andrews							
.018"x.025"	-25°	0°	0°	3.6	R	40-1460-0034	41-1460-0034
					L	40-1360-0034	41-1360-0034
.022"x.028"	-25°	0°	0°	3.6	R	40-2460-0034	41-2460-0034
					L	40-2360-0034	41-2360-0034



Dimensions	Torque	Ang.	Rotation	Length mm	L/R	P/N	
						Bondable	Weldable
Planché Type							
.022"x.028"	-25°	-6°	6°D	4.0	R	—	41-2460-0121
					L	—	41-2360-0121



Dimensions	Torque	Ang.	Rotation	Length mm	L/R	P/N	
						Bondable	Weldable
Type Edgewise							
.022"x.028"	0°	0°	6°D	4.0	R	40-2460-0092	—
					L	40-2360-0092	—



Dimensions	Torque	Ang.	Rotation	Length mm	L/R	P/N	
						Bondable	Weldable
Type Edgewise							
.018"x.025"	0°	0°	0°	4.0	R	40-1460-0093	41-1460-0093
					L	40-1360-0093	41-1360-0093
.022"x.028"	0°	0°	0°	4.0	R	40-2460-0093	41-2460-0093
					L	40-2360-0093	41-2360-0093



Dimensions	Torque	Ang.	Rotation	Length mm	L/R	P/N	
						Bondable	Weldable
Type Polar							
.018"x.025"	-22°	0°	4°D	4.0	R	40-2460-0029	—
					L	40-2360-0029	—



Non-Convertible 2nd Molar



Dimensions	Torque	Ang.	Rotation	Length mm	L/R	P/N	
						Bondable	Weldable
Type Roth							
.018"x.025"	-25°	0°	6°D	4.0	R	40-1470-0012	41-1470-0012
					L	40-1370-0012	41-1370-0012
.018"x.025"	-30°	-1°	4°D	4.0	R	40-1470-0064	—
					L	40-1370-0064	—
.022"x.028"	-25°	0°	6°D	4.0	R	40-2470-0012	41-2470-0012
					L	40-2370-0012	41-2370-0012
.022"x.028"	-30°	-1°	4°D	4.0	R	40-2470-0064	41-2470-0064
					L	40-2370-0064	41-2370-0064



Dimensions	Torque	Ang.	Rotation	Length mm	L/R	P/N	
						Bondable	Weldable
Type MBT							
.018"x.025"	-10°	0°	0°	3.6	R	—	41-1470-0101
					L	—	41-1370-0101
.022"x.028"	-10°	0°	0°	3.6	R	—	41-2470-0101
					L	—	41-2370-0101



Dimensions	Torque	Ang.	Rotation	Length mm	L/R	P/N	
						Bondable	Weldable
Type Andrews							
.018"x.025"	-25°	0°	0°	4.0	R	40-1470-0034	—
					L	40-1370-0034	—
.018"x.025"	-25°	0°	4°D	3.0	R	40-1470-0049	—
					L	40-1370-0049	—
.022"x.028"	-25°	0°	0°	4.0	R	40-2470-0034	—
					L	40-2370-0034	—
.022"x.028"	-25°	0°	4°D	3.0	R	40-2470-0049	—
					L	40-2370-0049	—



Dimensions	Torque	Ang.	Rotation	Length mm	L/R	P/N	
						Bondable	Weldable
Type Andrews Wide Entry (Peucat)							
.018"x.025"	-25°	0°	4°D	3.5	R	40-1470-0018	41-1470-0018
					L	40-1370-0018	41-1370-0018
.022"x.028"	-25°	0°	4°D	3.5	R	40-2470-0018	41-2470-0018
					L	40-2370-0018	41-2370-0018



Dimensions	Torque	Ang.	Rotation	Length mm	L/R	P/N	
						Bondable	Weldable
Type Polar							
.018"x.025"	-25°	5°	7°D	4	R	40-1470-0029	—
					L	40-1370-0029	—



Dimensions	Torque	Ang.	Rotation	Length mm	L/R	P/N	
						Bondable	Weldable
Type Edgewise							
.018"x.025"	0°	0°	0°	4.6	R	40-1470-0094	—
					L	40-1370-0094	—
.018"x.025"	0°	0°	0°	4.0	R	40-1470-0095	41-1470-0095
					L	40-1370-0095	41-1370-0095
.018"x.025"	0°	0°	6°D	4.0	R	40-1470-0096	—
					L	40-1370-0096	—
.022"x.028"	0°	0°	0°	4.6	R	40-2470-0094	41-2470-0094
					L	40-2370-0094	41-2370-0094
.022"x.028"	0°	0°	0°	4.0	R	40-2470-0095	41-2470-0095
					L	40-2370-0095	41-2370-0095
.022"x.028"	0°	0°	6°D	4.0	R	40-2470-0096	41-2470-0096
					L	40-2370-0096	41-2370-0096



Dimensions	Torque	Ang.	Rotation	Length mm	L/R	P/N	
						Bondable	Weldable
Type Edgewise							
.018"x.025"	0°	0°	6°D	3.2	R	40-1470-0097	—
					L	40-1370-0097	—
.018"x.025"	0°	0°	0°	3.2	R	40-1470-0098	—
					L	40-1370-0098	—
.022"x.028"	0°	0°	6°D	3.2	R	40-2470-0097	—
					L	40-2370-0097	—
.022"x.028"	0°	0°	0°	3.2	R	40-2470-0098	41-2470-0098
					L	40-2370-0098	41-2370-0098



Dimensions	Torque	Ang.	Rotation	Length mm	L/R	P/N	
						Bondable	Weldable
Type Small							
.018"x.025"	-25°	0°	4°D	3.0	R	40-1470-0048	—
					L	40-1370-0048	—
.022"x.028"	-25°	0°	4°D	3.0	R	40-2470-0048	—
					L	40-2370-0048	—



Dimensions	Torque	Ang.	Rotation	Length mm	L/R	P/N	
						Without Hook	With Hook
Mini Eruption Tube for 2 nd Molar							
.018"x.025"	-25°	0°	0°	2.0	R	40-1470-0112	40-1470-0019
					L	40-1370-0112	40-1370-0019
.022"x.028"	-25°	0°	0°	2.0	R	40-2470-0112	40-2470-0019
					L	40-2370-0112	40-2370-0019



Dimensions	Torque	Rotation	Length mm	L/R	P/N		
					Bondable	Weldable	
Mini Eruption tube pour, 2 nd Molaire, low profile							
.018"x.025"	-25°	0°D	2.0	R	40-1470-0122	—	
				L	40-1370-0122	—	
.022"x.028"	-25°	0°D	2.0	R	40-2470-0122	—	
				L	40-2370-0122	—	

Mandibular Double Tubes 1st Molar Convertible with Tube Bumper



Dimensions	Torque Slot	Torque Aux.	Rot. Slot	Rot. Aux.	L/R	P/N	
						Bondable	Weldable
Type BiDimensional Type Convertible .051"/Gingival							
.022"x.028"	0°	0°	0°	0°	R	—	41-2460-0067
					L	—	41-2360-0067



Dimensions	Torque & Aux.	Ang. tube	Rot. Slot & Aux.	Rot. Aux.	L/R	P/N	
						Bondable	Weldable
Type Cetlin .045"/Gingival							
.018"x.025"	-25°	0°	4°D	5°M	R	—	41-1460-0037
					L	—	41-1360-0037
.022"x.028"	-25°	0°	4°D	5°M	R	—	41-2460-0037
					L	—	41-2360-0037
.022"x.028"	-30°	-1°	4°D	—	R	—	41-2460-0057
					L	—	41-2360-0057

Convertible Without Tube Bumper



Dimensions	Torque	Ang. tube	Rot. Slot	Rot. Aux.	L/R	P/N	
						Bondable	Weldable
Type Roth							
.018"x.025"	-25°	0°	4°D	0°	R	40-1460-0011	41-1460-0011
					L	40-1360-0011	41-1360-0011
.022"x.028"	-25°	0°	4°D	0°	R	40-2460-0011	41-2460-0011
					L	40-2360-0011	41-2360-0011



Dimensions	Torque	Ang. tube	Rot. Slot	Rot. Aux.	L/R	P/N	
						Bondable	Weldable
Type Roth Occlusal Hook							
.022"x.028"	-30°	-1°	4°D	0°	R	—	41-2460-0058
					L	—	41-2360-0058



Dimensions	Torque	Ang. tube	Rot. Slot	Rot. Aux.	L/R	P/N	
						Bondable	Weldable
Type Roth Gingival Hook							
.022"x.028"	-30°	-1°	4°D	0°	R	40-2460-0060	41-2460-0060
					L	40-2360-0060	41-2360-0060



Dimensions	Torque	Ang. tube	Rot. Slot	Rot. Aux.	L/R	P/N	
						Bondable	Weldable
Extra-Torque							
.018"x.025"	-10°	0°	4°D	0°	R	—	41-1460-0070
					L	—	41-1360-0070
.022"x.028"	-10°	0°	4°D	0°	R	40-2460-0070	41-2460-0070
					L	40-2360-0070	41-2360-0070



Dimensions	Torque Slot & Aux.	Ang. tube	Rot. Slot	Rot. Aux.	L/R	P/N	
						Bondable	Weldable
Extra Torque Wide Base							
.022"x.028"	-10°	0°	4°D	0°	R	40-2460-0031	—
					L	40-2360-0031	—



Dimensions	Torque Slot	Torque Aux.	Rot. Slot	Rot. Aux.	L/R	P/N	
						Bondable	Weldable
Bio-Progressive							
.018"x.025"	0°	0°	0°	0°	UNI	40-1660-0045	41-1660-0045
.022"x.028"	0°	0°	0°	0°	UNI	40-2660-0045	41-2660-0045



Dimensions	Torque Slot	Torque Aux.	Rot. Slot	Rot. Aux.	L/R	P/N	
						Bondable	Weldable
Type Polar							
.018"x.025"	-22°	0°	4°D	0°	R	—	41-1460-0028
					L	—	41-1360-0028



Dimensions	Torque Slot	Torque Aux.	Rot. Slot	Rot. Aux.	L/R	P/N	
						Bondable	Weldable
Type Hilgers							
.018"x.025"	-27°	0°	12°D	0°	R	—	41-1460-0047
					L	—	41-1360-0047
.022"x.028"	-27°	0°	12°D	0°	R	—	41-2460-0047
					L	—	41-2360-0047



Dimensions	Torque Slot	Torque Aux.	Rot. Slot	Rot. Aux.	L/R	P/N	
						Bondable	Weldable
Type Melsen							
.018"x.025"	-27°	0°	8°D	0°	R	—	41-1460-0069
					L	—	41-1360-0069
.022"x.028"	-27°	0°	8°D	0°	R	—	41-2460-0069
					L	—	41-2360-0069



Non-Convertible













Dimensions	Torque	Ang. Tube	Rot. Slot	Rot. Aux.	L/R	P/N	
						Bondable	Weldable
Type Roth							
.022"x.028"	-30°	-1°	4°D	0°	R	—	41-2460-0059
					L	—	41-2360-0059


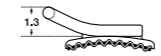






Dimensions	Torque Slot	Torque Aux.	Rot. Slot	Rot. Aux.	L/R	P/N	
						Bondable	Weldable
Bio-Progressive							
.018"x.025"	0°	0°	0°	0°	UNI	40-1660-0044	41-1660-0044
.022"x.028"	0°	0°	0°	0°	UNI	40-2660-0044	41-2660-0044


Bondable Lingual Attachments

Bondable Buttons			P/N
		Flat base, pouch of 10	42-0020-0000
		Curved base, pouch of 10	42-0010-0000
		Curved base Rhodium, pouch of 10	42-0010-RH00

Bondable Cleats			P/N
		Flat base, pouch of 10	42-0060-0000
		Curved base, pouch of 10	42-0050-0000
		Eyelet, pouch of 10	42-0070-0000


Surgical buttons			P/N
		Curved base, pouch of 10	42-0030-0000
		Flat base, pouch of 10	42-0040-0000


Gold Chain by 5		P/N
	Round base, pouch of 5	42-3150-0000
	Rectangular base, pouch of 5	42-3160-0000


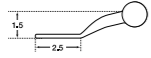
Ceramic Button Freddy™		P/N
	Curved base, pouch of 10	44-1010-0000











Weldable Lingual Attachments

Lingual Buttons		P/N
	Medium Flat	43-0320-0000
	Medium curved	43-0300-0000

Cleat Lingual		P/N
	Small	43-0210-0000
	Medium	43-0220-0000
	Large	43-0240-0000
	Large Optional	43-0230-0000

Lingual Hooks		P/N
 	Ball	43-0380-0000

Lingual Sheets		P/N
	Standard	43-0250-0000
	Cetlin left 8° offset, V-Stop, Hook	43-027L-0000
	Cetlin right 8° offset, V-Stop, Hook	43-027R-0000
	With left Hook, V-Stop	43-028L-0000
	With right Hook, V-Stop	43-028R-0000
	Without V stop	43-0260-0000
	With rotation wings and stops, Upper left and lower right	43-042L-0000
	With rotation wings and stops, Upper right and lower left	43-042R-0000
	Curved Without V-Stops	43-0430-0000

Seating Lugs		P/N
	Flat	43-0340-0000
	Curved	43-0350-0000

